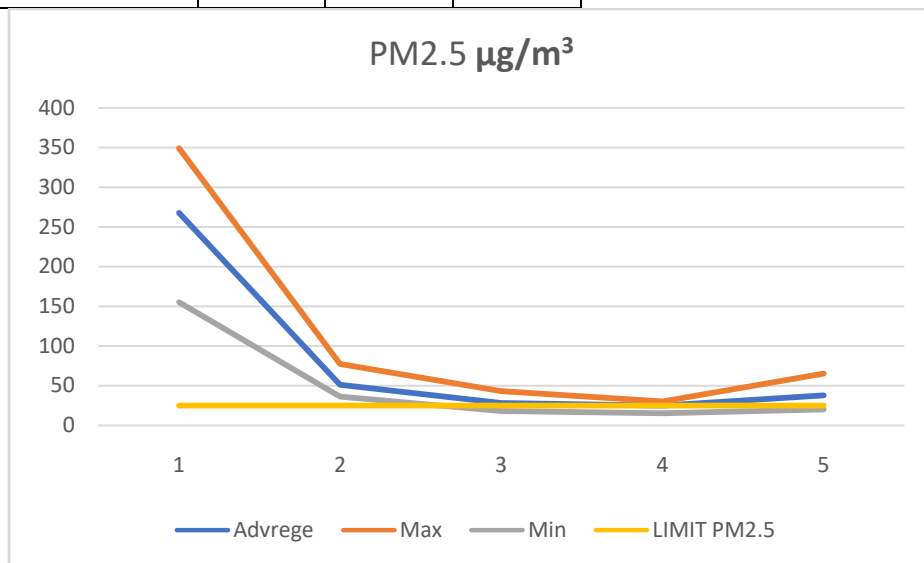
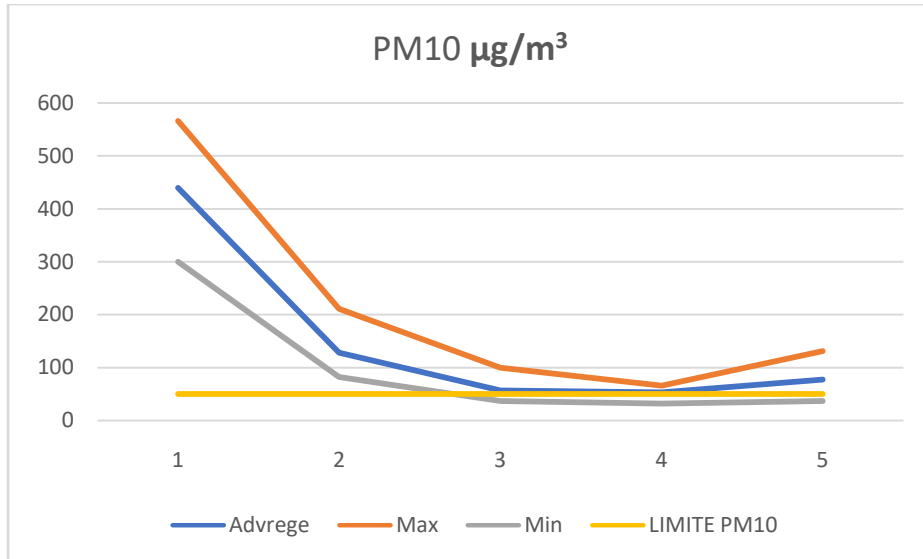


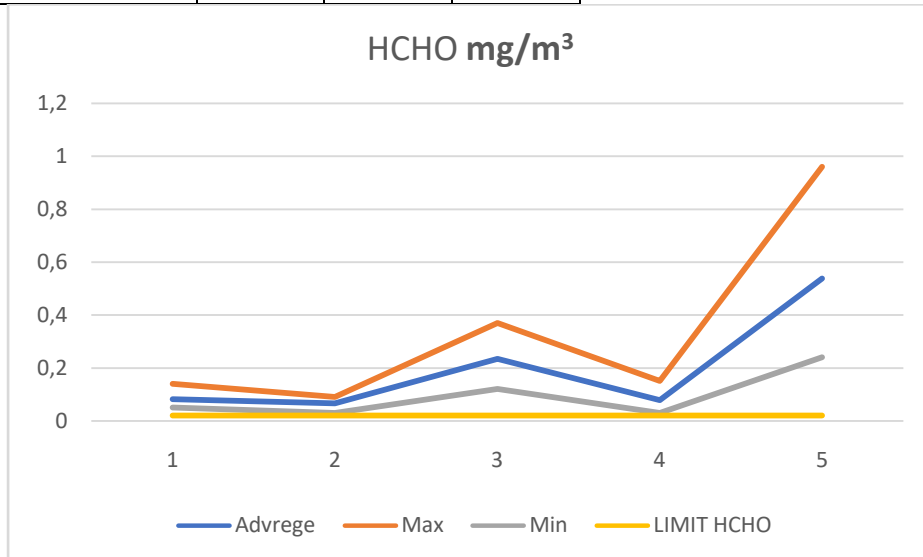
PM2.5µg/m3	Average	Max	Min
1	267	349	155
2	50	77	36
3	28	43	18
4	24	30	15
5	37	65	20
LIMIT: 25			



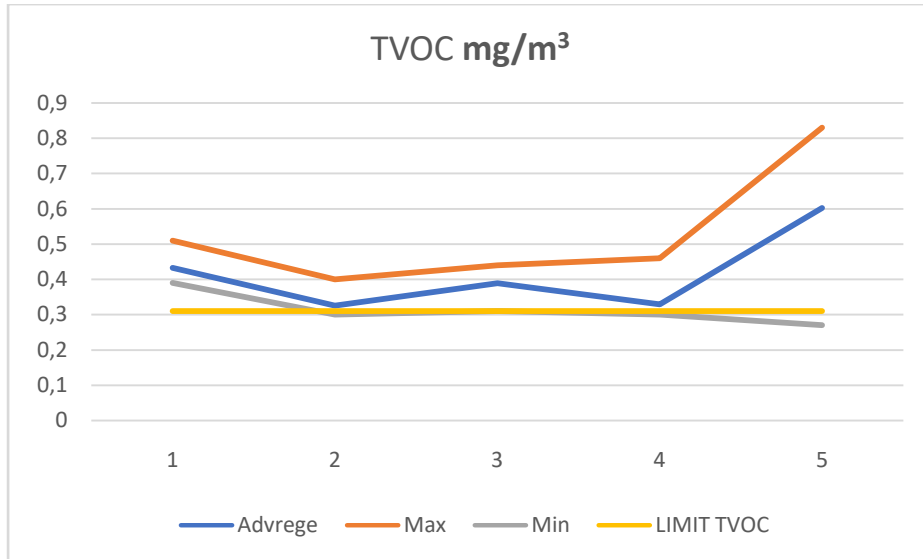
PM10µg/m3	Average	Max	Min
1	439	566	300
2	128	211	82
3	56	100	37
4	53	66	32
5	77	131	37
LIMIT: 50			



HCHOmg/m3	Average	Max	Min
1	0.08	0.14	0.05
2	0.06	0.09	0.03
3	0.23	0.37	0.12
4	0.07	0.15	0.03
5	0.53	0.96	0.24
LIMIT: 0.02			



TVOCmg/m3	Average	Max	Min
1	0.43	0.51	0.39
2	0.32	0.4	0.3
3	0.38	0.44	0.31
4	0.32	0.46	0.3
5	0.60	0.83	0.27
LIMIT: 0.31			



DATE:
28/7/2023

	38.061924
STATION 1	23.609519
	38.064108
STATION 2	23.613699
	38.059256
STATION 3	23.606218
	38.056616
STATION 4	23.597879
	38.056192
STATION 5	23.590042